

## Bibliopass - off campus access to the UniTO digital library

Institutional Users can consult the electronic materials of the University of Turin Library System outside the UniTo network with any browser and electronic device by using the new service BIBLIOPASS.

At the link <https://bibliopass.unito.it/menu> enter your UniTO username and password (your email Credentials) and select your disciplinary area.



Figure 1

At this point you can view a list of editorial platforms and databases of interest for the selected subject area.



Figure 2

For example, by clicking on the link to "BMJ Journals" (see Fig. 2) you can navigate normally within the resource. You can consult the full text directly online or download the pdf. To access the contents correctly, always check that the URL contains the string "UNITO", as shown in Fig. 3 otherwise start from the initial menu.

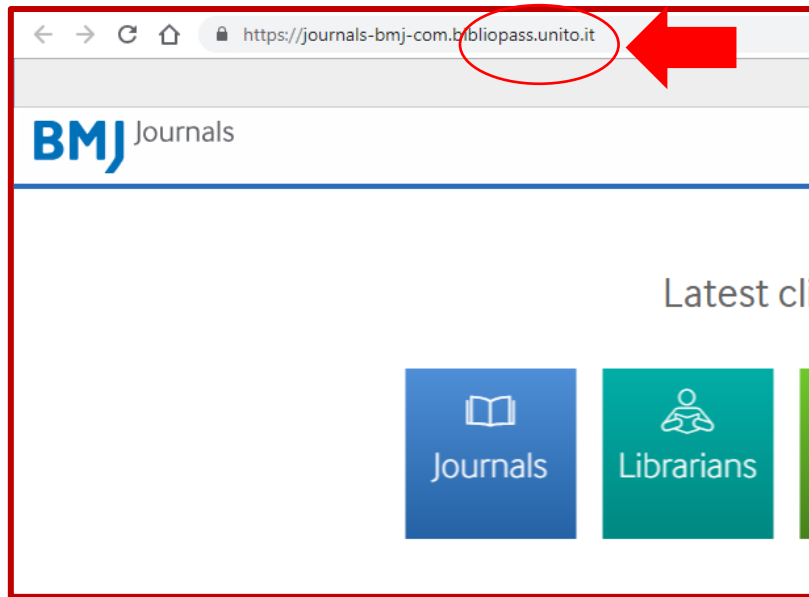


Figure 3

To change resources, always start again from the "Risorse disponibili" menu (see Fig. 1).

**Proceedings of the National Academy of Sciences (PNAS)**  
 - Rivista ufficiale della National Academy of Sciences degli Stati Uniti.

**PsycInfo**  
 - Contiene abstracts di riviste accademiche, libri e tesi nell'ambito delle scienze comportamentali e della salute mentale.

**PubMed**  
 - Banca dati che comprende più di 25 milioni di citazioni di letteratura biomedica, tra cui Medline, curata dalla National Library of Medicine (USA). Le citazioni possono essere corredate da link al full-text in PubMed Central o sul sito dell'editore.

**SciVal**  
 - SciVal offre strumenti per l'analisi dei risultati della ricerca a partire dai dati della produzione scientifica.

**Scopus**  
 - Database di citazioni ed abstracts dell'editore Elsevier. Indicizza riviste e conference papers.

Figure 4

If you start from a bibliographic citation found in a database (for example by selecting PubMed), click on the TROVA button to check the availability of the complete text (as shown in Fig. 5).



Figure 5

If the electronic version is available, click on "GO" to access the full text (as shown in Fig. 6).



Figure 6

You can also access the contents from the catalogs listed in the CATALOGHI section of the "Risorse disponibili" menu (see Fig. 7 which shows the link to TUTTO)



Figure 7

After launching a search on one of the catalogs (for example on Tutto, as in Fig. 8), click on "TROVA" to check the availability of the complete text.

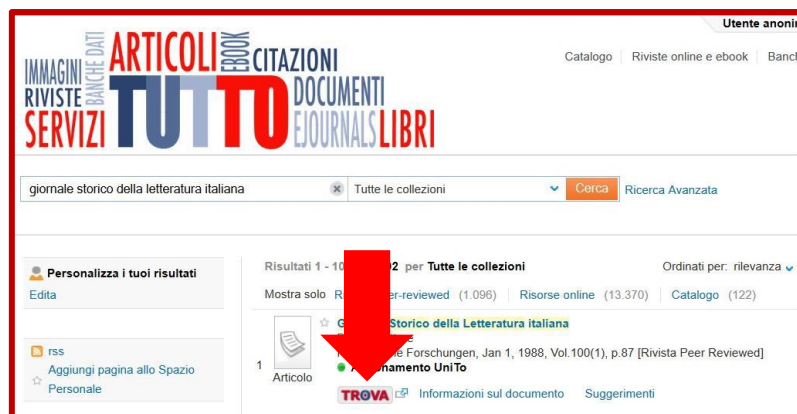


Figure 8

If the electronic version is available, click on "GO" to access the full text (as shown in Fig. 9).

The screenshot shows the 'TROVA' search interface. At the top, it says 'Servizi disponibili TROVA' and 'SBA'. Below, the title is 'Giornale Storico della Letteratura italiana' and 'Romanische Forschungen : Vierteljahrsschrift für romanische Sprachen und Literature'. A red bar indicates 'VERSIONE ELETTRONICA' is available. Under 'Disponibile', there are three search options: 'PAO - Periodicals Archive Online', 'DigiZeitschriften', and 'JSTOR'. Each option has input fields for 'Anno' (1988), 'Volume' (100), 'Fascicolo' (1), and 'Da pagina' (87), followed by a red 'GO' button. A large red arrow points to the 'GO' button for 'DigiZeitschriften'.

Figure 9

When you have finished carrying out your research on Bibliopass, remember to exit the service by clicking on the logout button in the resource menu at the top right (see Fig. 10).

**Be careful: after logging out you will only be logged out of the Bibliopass service!**

The screenshot shows the 'Bibliopass' main page. At the top right, there is a 'Logout' button. Below the header, there are navigation links for 'Guida all'uso' and 'Chiedi aiuto'. The main content area is titled 'Risorse disponibili' and lists several categories: 'CATALOGHI', 'AREA BIOMEDICA', 'AREA SCIENTIFICA', 'AREA SOCIO-GIURIDICO-ECONOMICA', and 'AREA UMANISTICA'. A red arrow points to the 'Logout' button.

Figure 10

Once you exit the Bibliopass service, you can also choose to exit from all the other UniTO services to which you are authenticated by clicking on the link "Fai logout dai servizi UniTO " as shown in Fig. 11

The screenshot shows the 'Bibliopass' logout page. It features a light blue box with the text: 'Pagina di logout', 'Sei uscito/a dal servizio Bibliopass.', and 'ATTENZIONE! Per uscire definitivamente da tutti i servizi online UniTO devi cliccare su questo link: "Fai logout dai servizi UniTO"'. The link is highlighted with a red box. Below this, it says 'Per maggiori informazioni sul servizio Bibliopass consulta la pagina https://www.sba.unito.it/it/strumenti/accedi-da-casa'.

Figure 11

Only at this point you will see the message that will confirm the successful logout from all UniTO services, as shown in Fig. 12.

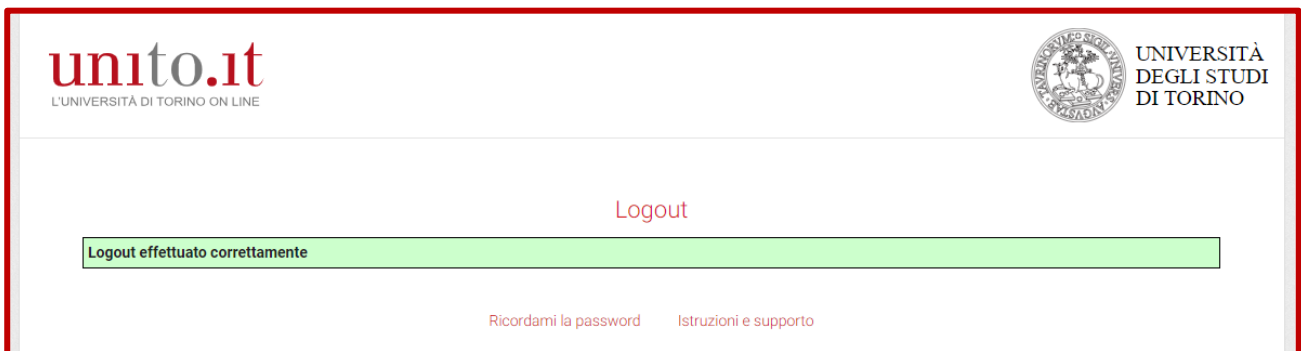


Figure 12

If you access the Bibliopass Service from a PC accessible by everyone, we invite you to log out both from Bibliopass and subsequently from the UniTO services in order to avoid that other users of the PC can access the various UniTO services with your credentials.

If some resources are not present or are not temporarily accessible in Bibliopass, you can alternatively use the UniTO Proxy, configuring it on the browser according to these instructions and accessing the usual resource addresses, listed here. Never use the two services simultaneously!

Bibliopass is a service managed by the Research and Third Mission Department in collaboration with the Information Systems, Portal, E-learning Department.

In the event of a malfunction, for information or suggestions, write to the helpdesk.